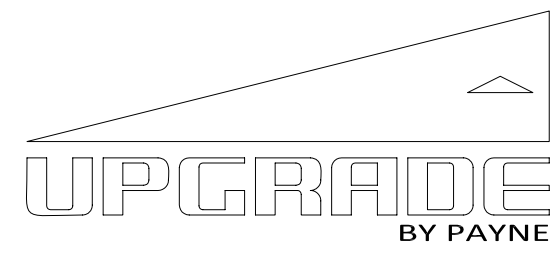
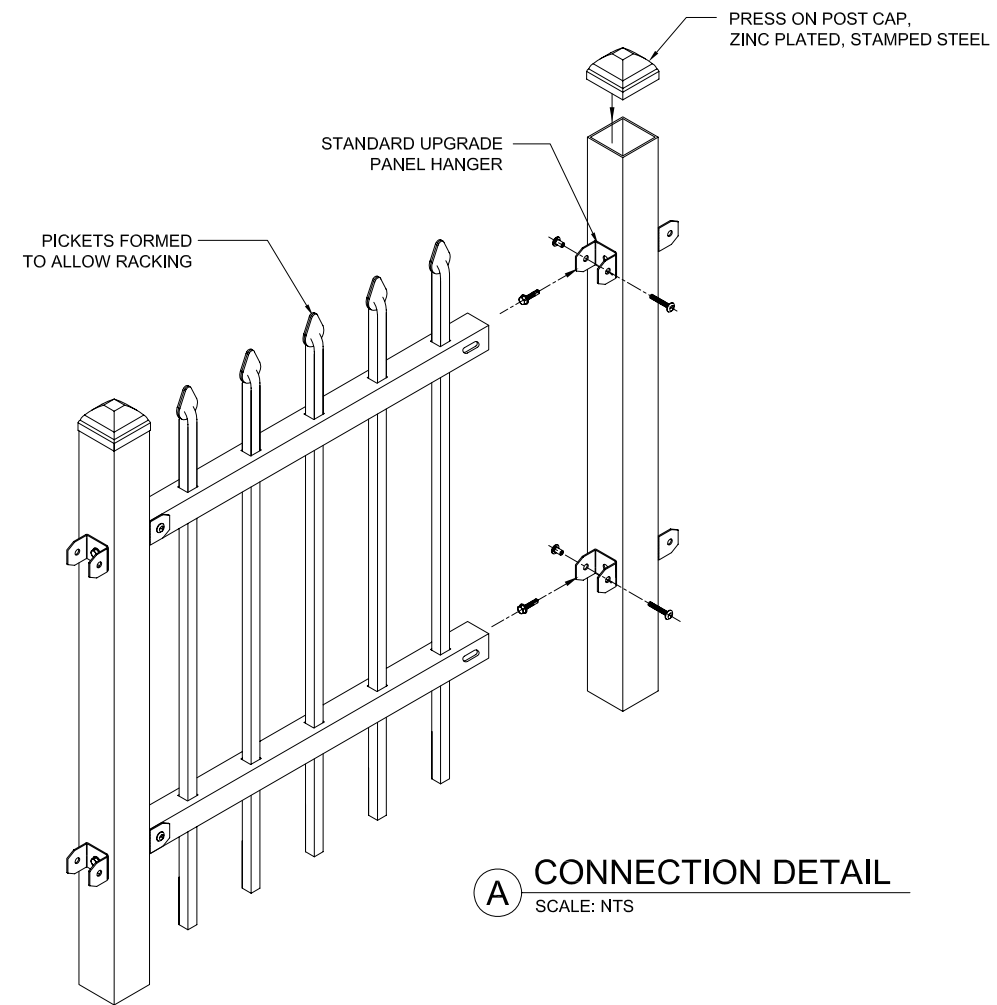
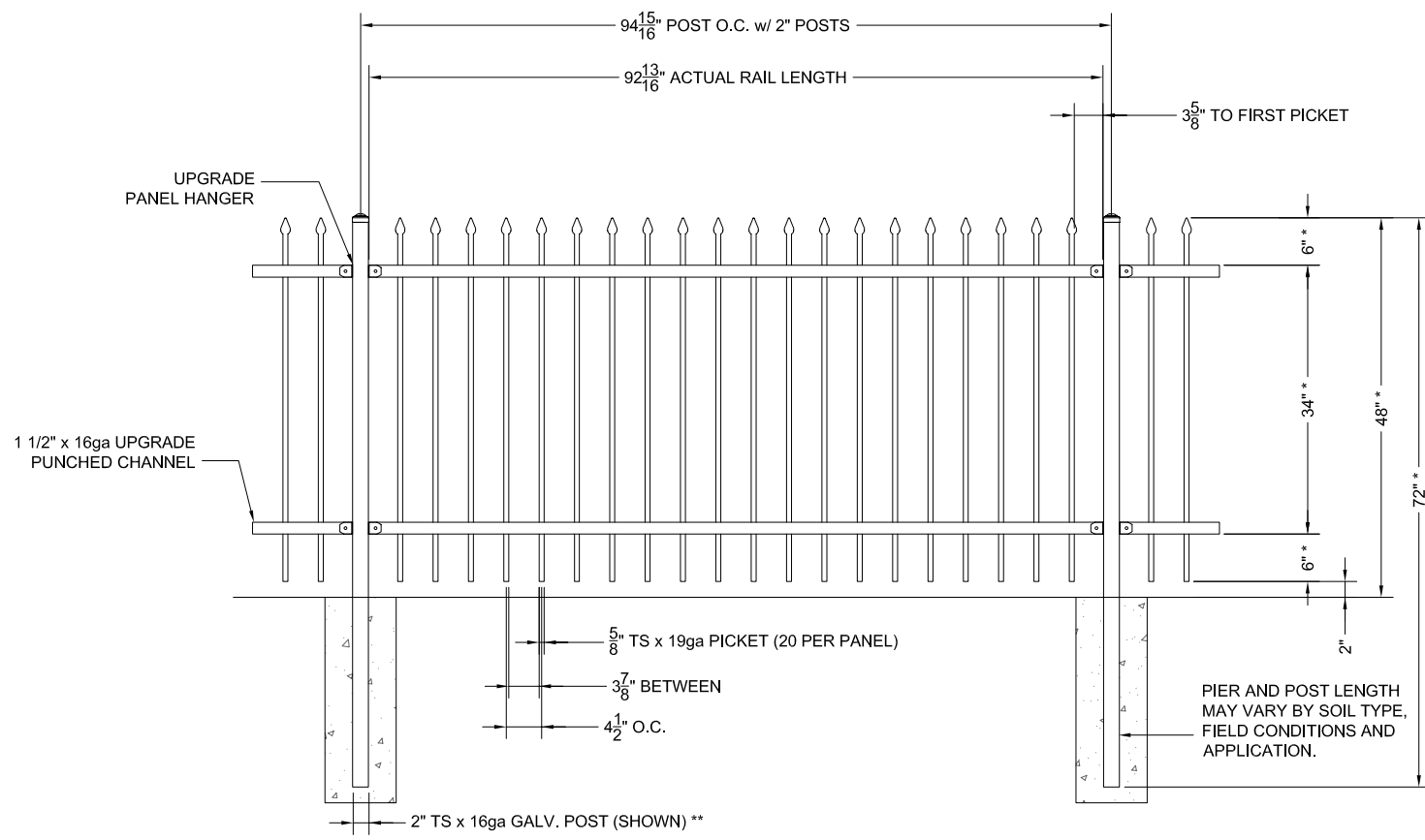


STANDARD OPTIONS		
WIDTH	HEIGHT	# OF RAILS
8' NOM	4' - 6'	2 - 4



A CONNECTION DETAIL
SCALE: NTS

GALVANIZED STEEL TUBING
POWDER COAT: SEMI-GLOSS BLACK (STD.)



1 TYPICAL ELEVATION
SCALE: NTS

PICKET OPTIONS			FINIAL OPTIONS			
SUMMIT	PINNACLE	LANDMARK	LANCE	CROWN	FLAIR	FANFARE

NOTES:
* DIMENSIONS VARY WITH PANEL HEIGHT AND NUMBER OF RAILS
** PLEASE SEE SPECIFICATION FOR ADDITIONAL POST SIZES AND SPACING

BETA FENCE USA
MANUFACTURED BY PAYNE
Main: 972-878-7000 Fax: 972-878-4703
3309 S. I-45 ENNIS, TX 75119
www.BetafenceUSA.com

UPGRADE - R PANEL RESIDENTIAL GRADE

PROJECT NAME:	XXXXXXXXXXXX	SALES ORDER:	SOXXXX
CUSTOMER:	XXXXXXXXXXXX	STORE #:	XXXXXXXXXXXX

VIEW:	XXXX	
SCALE:	NTS	
DRAWN BY:	XXXX	
CHECKED BY:	XXXX	
APPROVED BY:	XXXX	
DATE:	XX-XX-XX	
FILE:	UPGRADE.dwg	
REV	DATE	DRAFTER
1	26-SEP-09	RWN
2	15-FEB-10	CAR
4	09-APR-10	JGS
5	13-APR-10	JGS

SHEET 1