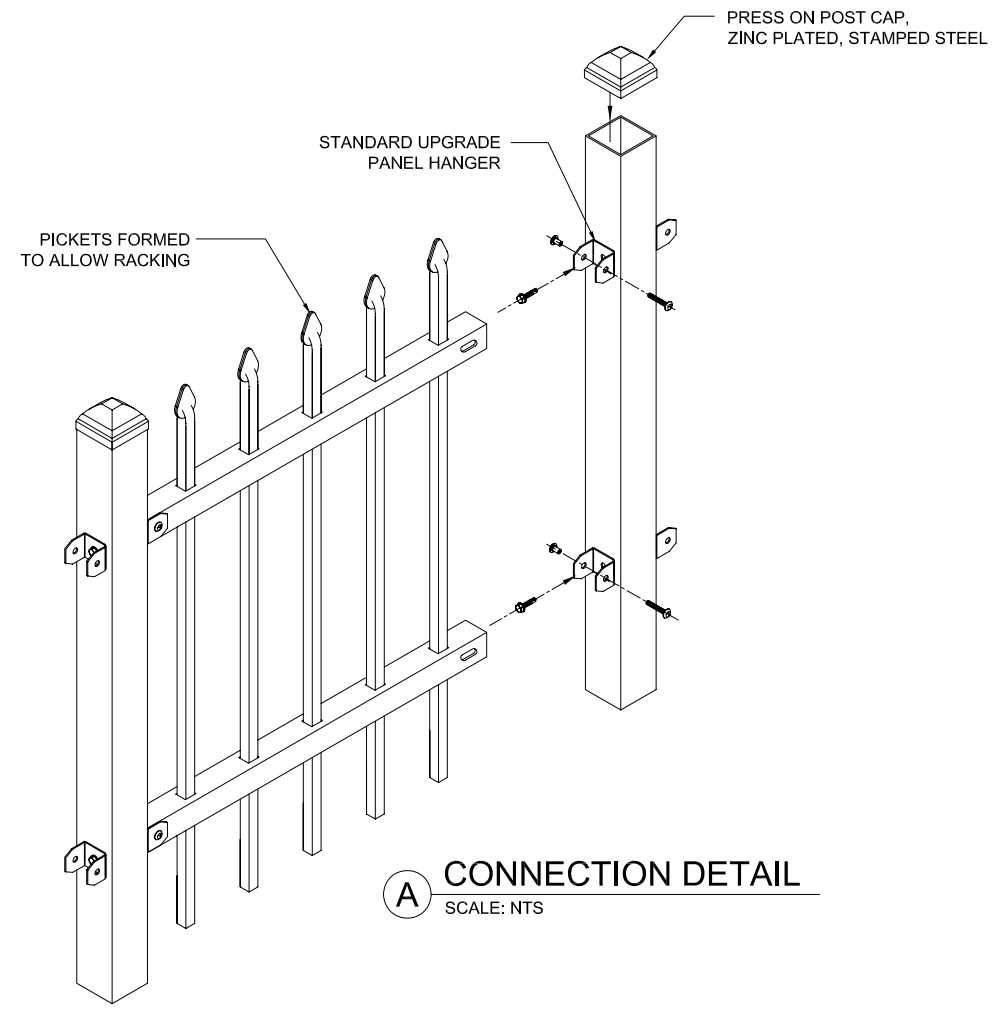



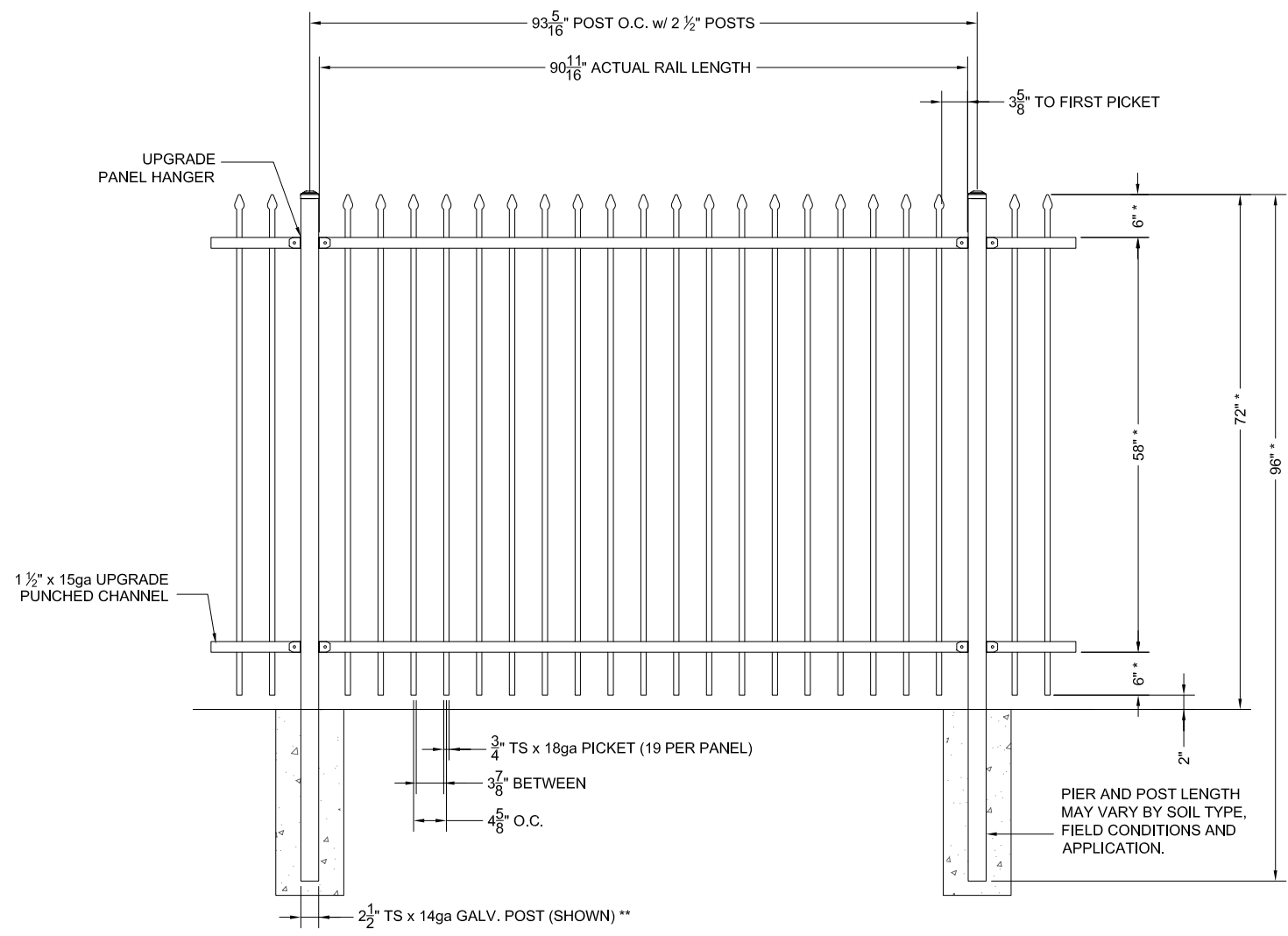
STANDARD OPTIONS		
WIDTH	HEIGHT	# OF RAILS
8' NOM	4' - 8'	2 - 4



PICKET OPTIONS			FINIAL OPTIONS			
SUMMIT	PINNACLE	LANDMARK	LANCE	CROWN	FLAIR	FANFARE

NOTES:
 * DIMENSIONS VARY WITH PANEL HEIGHT AND NUMBER OF RAILS
 ** PLEASE SEE SPECIFICATION FOR ADDITIONAL POST SIZES AND SPACING

GALVANIZED STEEL TUBING
 POWDER COAT: SEMI-GLOSS BLACK (STD.)



1 TYPICAL ELEVATION
 SCALE: NTS

BETA FENCE
 MANUFACTURED BY PAYNE USA
 Main: 972-878-7000 Fax: 972-878-4703
 3309 S. I-45 ENNIS, TX 75119
 www.BetaFenceUSA.com

UPGRADE - C PANEL		PROJECT NAME:	XXXXXXX	SALES ORDER	SOXXXX
COMMERCIAL GRADE		CUSTOMER:	XXXXXXXXXX	STORE #	XXXXXXXXXX

VIEW:	XXXX	
SCALE:	NTS	
DRAWN BY:	XXXX	
CHECKED BY:	XXXX	
APPROVED BY:	XXXX	
DATE:	XX-XXX-XX	
FILE:	UPGRADE.dwg	
REV	DATE	DRAFTER
1	26-SEP-09	RWN
2	15-FEB-10	CAR
4	09-APR-10	JGS
5	13-APR-10	JGS

SHEET
1
 COPYRIGHT BETA FENCE USA 2010
 PATENT PENDING