




Secure Your World With The Guardian Fence System®

With the industry's widest available range of rigid metal security meshes, **Betafence USA** provides you the option of constructing a barrier with the material that best fits your project requirements.


The revolutionary design of the patented **Guardian Fence System®** allows for any of these mesh styles to be incorporated into a fence or partition barrier.




DutyGuard This welded wire mesh provides medium to high security features, while also providing good visibility through the mesh. Choose from a wide selection of mesh openings and wire diameters.




StrikeGuard Made from a solid steel or aluminum panel, this mesh type is extremely strong, and resists cutting and climbing. This perforated panel mesh provides unique visual appeal, and is available with a powder coat finish.




SecuriGuard This woven wire mesh is capable of adjusting to steep slopes in the contours of landscape. We offer a variety of styles, providing high security protection and superior aesthetic appeal.




PermaGuard A steel grate mesh for the Guardian system, PermaGuard creates a superior barrier. This is a medium security mesh that deters climbing while providing unique architectural appeal.



SentryGuard Either with a powder coat finish, or galvanized, this expanded metal mesh provides security capabilities and enhanced aesthetics. A variety of sizes of diamond-shaped openings deter cutting and climbing.




Tru-Louver™ This mesh provides the ultimate in visual screening, as well as deterring both cutting and climbing. Best suited for security barriers that require a high degree of aesthetic and architectural appeal.





LouverMesh™ Among the most secure meshes available, our exclusive LouverMesh™ deters both cutting and climbing. This mesh allows airflow, but still provides a high degree of visual screening, and is highly attractive.

B **BETAFENCE**
USA

RIGID SECURITY MESH TECHNICAL DATA


TYPE	Name	Description	Screening %	% Open Area	Thickness Inches	Lbs. Per 100 S.F.	Short Opening Size Inches	Long Opening Size Inches		
	DutyGuard Welded Wire	Duty 2-8	2" x 8ga	16.00%	84.00%	0.162	98	105	1.838	1.838
		Duty 3-5-8	3" x 1/2" x 8ga	36.00%	64.00%	0.162	210	225	0.338	2.838
		Duty 3-5-6	3" x 1/2" x 6ga	48.00%	52.00%	0.192	278	298	0.308	2.808
		Duty 3-5-4/8	3" x 1/2" x 4/8 ga	37.50%	62.50%	0.225 / 0.162	292	313	0.338	2.775
		Duty 3-5-8M	3" x 1/2" x 8ga Modified - Double Layer Mesh	56.00%	44.00%	0.162	315	338	0.338	.338
		Duty 3-5-4M	3" x 1/2" x 4ga Modified - Double Layer Mesh	61.11%	38.89%	0.225	580	621	0.5	0.5


	SecuriGuard Woven Wire	Name	Description	Screening %	% Open Area	Wire Thickness	Plain	Pre-Galv.	Short Opening Size Inches	Long Opening Size Inches						
						Securi 34-162	3/4" x .162	38.50%			61.50%	0.162	229	229	0.588	0.588
						Securi 1-177	1" x .177	29.60%			70.40%	0.177	201	201	1	1
						Securi 2-225	2" x .225	11.25%			88.75%	0.225	146	146	2	2
						Securi 2-375	2" x .375	29.10%			70.90%	0.375	384	384	2	2
<i>Decorative Meshes Available</i>																

	SentryGuard Expanded Metal	Name	Description	Screening %	% Open Area	Strand Width	Strand Thickness	Plain	Galvanized	Short Opening Size Inches	Long Opening Size Inches						
						Sentry 34-9	3/4" x #9	32.00%	68.00%			0.15	0.135	180	198	0.688	1.562
						Sentry 1-7	1" x #7	48.00%	52.00%			0.24	0.179	360	378	0.576	1.5
						Sentry 112-6	1-1/2" x #6	31.00%	69.00%			0.203	0.198	250	275	1.11	2.313
<i>Decorative Meshes Available</i>																	

	LouverMesh	Name	Description	Screening %	% Open Area	Strand Width	Strand Thickness	Plain	Galvanized	Short Opening Size Inches	Long Opening Size Inches						
						MiniLouver 75	MiniLouver 75	75.00%	25.00%			0.188	0.09	282	310	0.25	0.8
						LouverMesh 94	LouverMesh 94	94.00%	6.00%			0.577	0.059	295	340	0.325	1.75

	StrikeGuard Perforated Metal	Name	Description	Screening %	% Open Area	Panel Thickness	Plain	Galvanized	Short Opening Size Inches	Long Opening Size Inches						
						Strike 12-48	1/2" D, 11/16" ST C, 2.45 H/SQI, 48% Open	52.00%			48.00%	0.12	260	278	0.5	0.5
						Strike 34-51	3/4" D, 1" STC, 1.1 H/SQI, 51% Open	49.00%			51.00%	0.57	123	132	0.75	0.75

	PermaGuard Steel Grate	Name	Description	Screening %	% Open Area	Wire Thickness	Flat Thickness	Plain	Galvanized	Short Opening Size Inches	Long Opening Size Inches						
						Perma 134-134	1-3/4" x 1-3/4"	18.66%	81.34%			0.188	0.078	243	260	1 37/64	1 9/16
						Perma 4-4	4" x 4"	12.73%	87.27%			0.188	0.125	128	137	3 3/4	3 13/16
						Perma 212-514	2-1/2" x 5-1/4"	13.10%	86.90%			0.188	0.125	229	245	2 5/16	5
						Perma 212-212	2-1/2" x 2-1/2"	17.85%	82.15%			0.188	0.125	256	274	2 5/16	2 13/32

	Tru-Louver	Name	Description	Screening %	% Open Area	Louver Thickness	Plain	Galvanized	Short Opening Size Inches	Long Opening Size Inches						
						Tru-Louver 80	Tru-Louver 80 Steel or Aluminum	80.00%			20.00%	0.0625	284	304	—	—
						Tru-Louver 100	Tru-Louver 100 Steel or Aluminum	100.00%			0.00%	0.0625	350	375	—	—

Options illustrated are standard configurations. Other mesh options and configurations are available.



U.S. Patent No. 7,628,386. Additional U.S and International Patents Pending



3309 SW Interstate 45
Ennis, TX 75119
888-650-4766 - toll free
(972) 878-7000 - phone
(214) 887-4552 - fax
www.BetafenceUSA.com